

SOLIS FLOOR

DESCRIPTION

Solis is an innovatively simple and elegant suspension lamp that can be used as a pendant, hung from a wall, or as a freestanding portable luminaire to create a distinctive ambiance. The resulting piece is an engaging blend of light and shadow, casting shimmering rays and radiating patterns onto a space.

FIXTURE TYPE

Floor

LIGHT SOURCE

E26-60W-PAR30 NSP bulb

PRODUCT CODES

Solis FS 24 (White):	SOLI FS 24 WHT
Solis FS 24 (Black):	SOLI FS 24 BLK
Solis FS 24 (Brown):	SOLI FS 24 BRN
Solis FS 24 (Silver):	SOLI FS 24 SLV
Solis FS 48 (White):	SOLI FS 48 WHT
Solis FS 48 (Black):	SOLI FS 48 BLK
Solis FS 48 (Brown):	SOLI FS 48 BRN
Solis FS 48 (Silver):	SOLI FS 48 SLV

LIGHT CONTROL

Full range dim (in-line slide dimmer)

FEATURES

Ships flat-packed

SPECIFICATIONS

Voltage: 120 or 220V 50/60Hz

Fire retardant polyester fabric

Cord length: 16' (488cm)

1 year warranty

CERTIFICATIONS

UL listed components

PACKAGING WEIGHT AND DIMENSIONS

Solis 24/48:	8.6LBS	14.5" X 13.5" X 8.5"
	3.9KGS	37cm X 34cm X 22cm

NOTES

Custom requests can be considered on volume orders



FINISHES



WHITE



BLACK



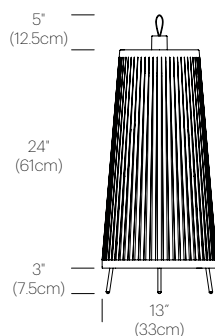
BROWN



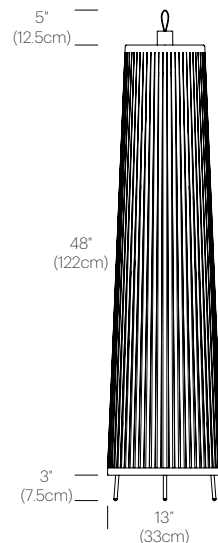
SILVER

DIMENSIONS

SOLIS FS 24



SOLIS FS 48



SOLIS PENDANT

DESCRIPTION

Solis is an innovatively simple and elegant suspension lamp that can be used as a pendant, hung from a wall, or as a freestanding portable luminaire to create a distinctive ambiance. The resulting piece is an engaging blend of light and shadow, casting shimmering rays and radiating patterns onto a space.

FIXTURE TYPE

Pendant

LIGHT SOURCE

E26-60W-PAR30 NSP bulb

PRODUCT CODES

Solis 24 (White):	SOLI 24 WHT
Solis 24 (Black):	SOLI 24 BLK
Solis 24 (Brown):	SOLI 24 BRN
Solis 24 (Silver):	SOLI 24 SLV
Solis 48 (White):	SOLI 48 WHT
Solis 48 (Black):	SOLI 48 BLK
Solis 48 (Brown):	SOLI 48 BRN
Solis 48 (Silver):	SOLI 48 SLV
Solis 72 (White):	SOLI 72 WHT
Solis 72 (Black):	SOLI 72 BLK
Solis 72 (Brown):	SOLI 72 BRN
Solis 72 (Silver):	SOLI 72 SLV

LIGHT CONTROL

Hard-wired

FEATURES

Ships flat-packed
Full-range dim

SPECIFICATIONS

Voltage: 120 or 220V 50/60Hz
Fire retardant polyester fabric
Cord length: 16' (488cm) (Field Cuttable)
1 year warranty

CERTIFICATIONS

UL listed components

PACKAGING WEIGHT AND DIMENSIONS

Solis 24/48/72:	8.6LBS	14.5" X 13.5" X 8.5"
	3.9KGS	37cm X 34cm X 22cm

NOTES

Custom requests can be considered on volume orders



FINISHES



WHITE



BLACK



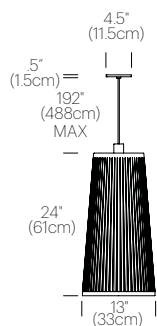
BROWN



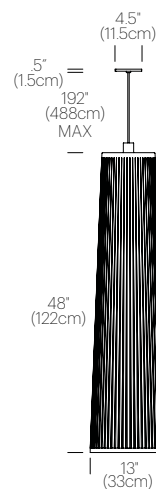
SILVER

DIMENSIONS

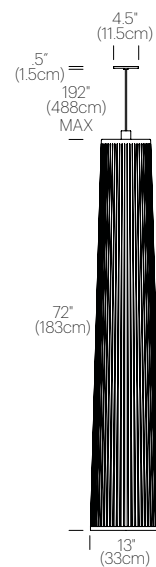
SOLIS 24



SOLIS 48



SOLIS 72



SOLIS CHANDELIER

DESCRIPTION

Solis is an innovatively simple and elegant suspension lamp that can be hung in groupings of 3 and 5 fixtures to create a striking composition. The resulting piece is an engaging blend of light and shadow, casting shimmering rays and radiating patterns onto a space.

FIXTURE TYPE

Chandelier

LIGHT SOURCE

(1) E26-60W-PAR30 NSP bulb per lamp

PRODUCT CODES

Solis 24 (White):	SOLI 24 WHT
Solis 24 (Black):	SOLI 24 BLK
Solis 24 (Brown):	SOLI 24 BRN
Solis 24 (Silver):	SOLI 24 SLV
Solis 48 (White):	SOLI 48 WHT
Solis 48 (Black):	SOLI 48 BLK
Solis 48 (Brown):	SOLI 48 BRN
Solis 48 (Silver):	SOLI 48 SLV
Solis 72 (White):	SOLI 72 WHT
Solis 72 (Black):	SOLI 72 BLK
Solis 72 (Brown):	SOLI 72 BRN
Solis 72 (Silver):	SOLI 72 SLV
26" Chandelier Canopy:	CHND CAN 26



FINISHES



DIMENSIONS

LIGHT CONTROL

Hard-wired

FEATURES

Ships flat-packed
Full-range dim

SPECIFICATIONS

Voltage: 120 or 220V 50/60Hz
Fire retardant polyester fabric
Cord length: 16' (488cm) (Field Cuttable)
1 year warranty

CERTIFICATIONS

UL listed components

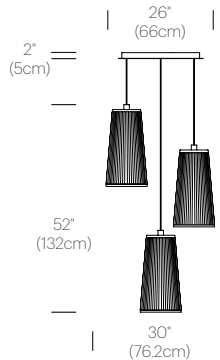
PACKAGING WEIGHT AND DIMENSIONS

Solis 24/48/72:	8.6LBS	14.5" X 13.5" X 8.5"
	3.9KGS	37cm X 34cm X 22cm
Chandelier canopy 26":	30LBS	32" X 32" X 6"
	13.6KGS	81cm X 81cm X 15cm

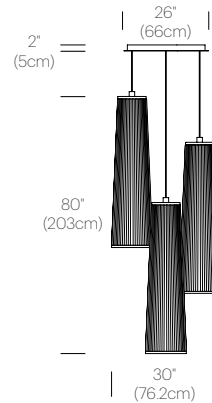
NOTES

Custom requests can be considered on volume orders

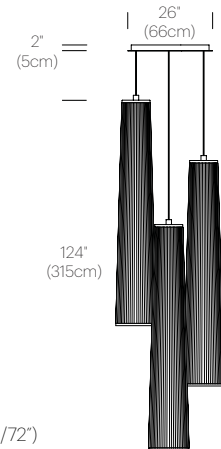
SOLIS CHANDELIER 3 (24")



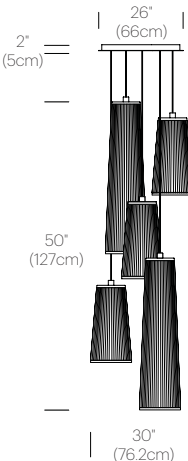
SOLIS CHANDELIER 3 (48")



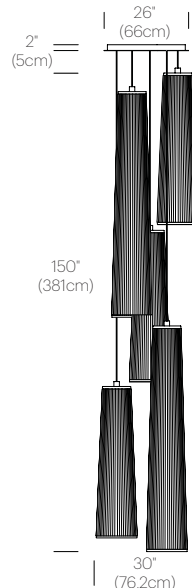
SOLIS CHANDELIER 3 (72")



SOLIS CHANDELIER 5 (24"/48")



SOLIS CHANDELIER 5 (48"/72")



CHANDELIER CANOPY 26"

